

WELLNESS-SYSTEMS

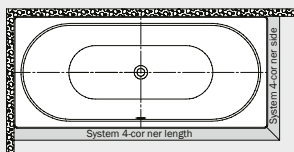
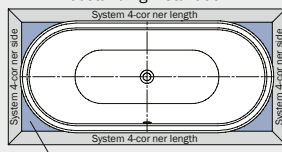
MULTIVERSO PANELLING SYSTEM FOR WHIRL BATHS

- perfectly matched to KALDEWEI whirl baths but can also be used for KALDEWEI baths without whirlpool systems
- surface for finishing with tiles or other materials
- with integrated ventilation
- speedy assembly and easy access to the whirl technology
- can be installed in a niche, corner, against the wall and free-standing



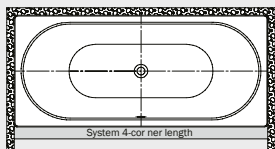
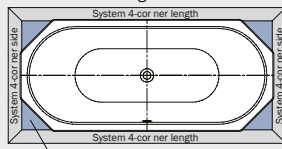
Installation Examples:

Corner installation

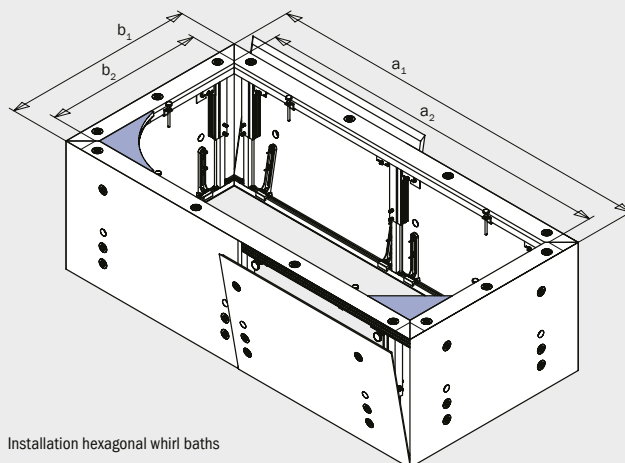
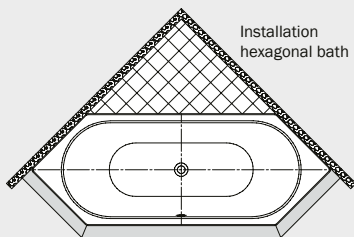
Oval bath
Freestanding installation

with filler pieces for oval baths

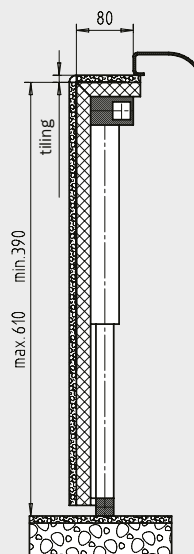
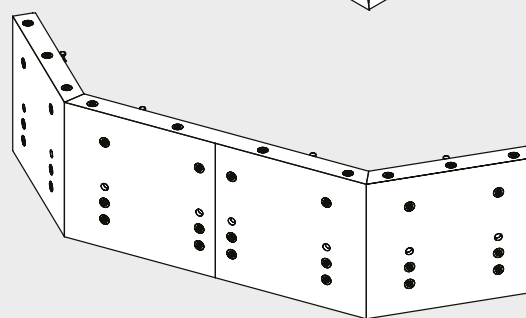
Niche installation

Octagonal bath
Freestanding installation

with filler pieces for octagonal baths

Installation
hexagonal bath

Installation hexagonal whirl baths



MULTIVERSO long section

Modell-Nr.		1500	1600	1700	1800	1900	2000
Length	$a_1; a_2$	1660; 1500	1760; 1600	1860; 1700	1960; 1800	2060; 1900	2160; 2000 mm
Installed height min.*		390	390	390	390	390	390 mm
Installed height max.*		610	610	610	610	610	610 mm
Panelling overlap		80	80	80	80	80	80 mm

MULTIVERSO Seitenteil

Modell-Nr.		700	750	800	900	1000
Width	$b_1; b_2$	860; 700	910; 750	960; 800	1060; 900	1160; 1000 mm
Installed height min.*		390	390	390	390	390 mm
Installed height max.*		610	610	610	610	610 mm
Panelling overlap		80	80	80	80	80 mm

*Installation higher without tiling (see drawing)